


Alligator, Alligator Game



Donna Whyte

Illustrations by Joyce Rainville

Alligator, Alligator, Alligator Game

Piggy, Piggy, Piggy Game

Turkey, Turkey, Turkey Game

Spider, Spider, Spider Game

Owl, Owl, Owl, Game

Getting the Deck Ready to Play

Each of the above is played with the same set of directions. Choose one set of the character cards (alligator, pig, turkey, spider or the owl) to mix in with the alphabet cards. You can use all four copies of the same character or more/less of a character to suit your class. If you would like more than the 30 cards (26 alphabet plus the 4 character cards) run two sets of the alphabet cards. This is a great way to have "double exposure" to the pictures, letters, words or sentences.

Directions

For example, let's say you are going to play **alligator, alligator, alligator**. You would use the alligator character card(s). Mix a number of alligator cards into the pile of the alphabet cards. Then put the cards face down on the floor or a table and spread them out. The children sit in a circle around the cards and one at a time reach in and choose a card. They turn it over and can tell



are as

An astronaut likes to explore.




can come call

Can you make a cupcake?




go get give

A gorilla does not make a good pet!



is it I if

Do you want an iguana in your room?



is under use


Do you see his underwear?



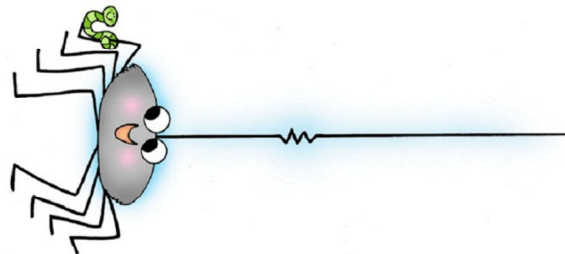
people pe
Put the popcorn in
the box.



Piggy Piggy
Piggy



Gobble Gobble
Gobble



Spider Spider
Spider



Alligator Alligator
Alligator

SAMPLE